


# Inductive sensor

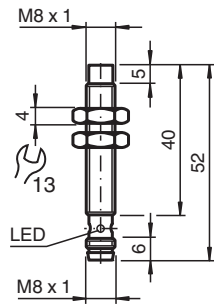
## NRN6-8GS40-E2-V3



- 6 mm non-flush
- Reduction factor = 1
- Magnetic field resistant
- Stainless steel housing



### Dimensions



### Technical Data

General specifications		
Switching function		Normally open (NO)
Output type		PNP
Rated operating distance	$s_n$	6 mm
Installation		non-flush
Output polarity		DC
Assured operating distance	$s_a$	0 ... 4.86 mm
Reduction factor $r_{Al}$		1
Reduction factor $r_{Cu}$		1
Reduction factor $r_{304}$		1
Reduction factor $r_{St37}$		1
Output type		3-wire
Nominal ratings		
Operating voltage	$U_B$	10 ... 30 V
Switching frequency	$f$	0 ... 2500 Hz
Hysteresis	$H$	typ. 5 %
Reverse polarity protection		reverse polarity protected

Release date: 2022-06-30 Date of issue: 2022-06-30 Filename: 250529\_eng.pdf

Refer to "General Notes Relating to Pepperl+Fuchs Product Information".

Pepperl+Fuchs Group  
www.pepperl-fuchs.com

USA: +1 330 486 0001  
fa-info@us.pepperl-fuchs.com

Germany: +49 621 776 1111  
fa-info@de.pepperl-fuchs.com

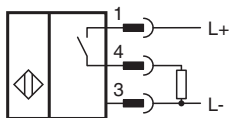
Singapore: +65 6779 9091  
fa-info@sg.pepperl-fuchs.com

PEPPERL+FUCHS

## Technical Data

Short-circuit protection		pulsing
Voltage drop	$U_d$	$\leq 2.5$ V
Operating current	$I_L$	0 ... 200 mA
Off-state current	$I_r$	0 ... 0.5 mA typ. 0.1 $\mu$ A at 25 °C
No-load supply current	$I_0$	$\leq 15$ mA
Constant magnetic field	B	200 mT
Alternating magnetic field	B	200 mT
Switching state indicator		Multihole-LED, yellow
<b>Functional safety related parameters</b>		
MTTF <sub>d</sub>		1010.5 a
Mission Time (T <sub>M</sub> )		20 a
Diagnostic Coverage (DC)		0 %
<b>Compliance with standards and directives</b>		
Standard conformity		
Standards		EN 60947-5-2:2007 IEC 60947-5-2:2007
<b>Approvals and certificates</b>		
UL approval		cULus Listed, General Purpose
CCC approval		CCC approval / marking not required for products rated $\leq 36$ V
<b>Ambient conditions</b>		
Ambient temperature		-25 ... 70 °C (-13 ... 158 °F)
Storage temperature		-40 ... 85 °C (-40 ... 185 °F)
<b>Mechanical specifications</b>		
Connection type		Connector plug M8 x 1 , 3-pin
Housing material		Stainless steel 1.4305 / AISI 303
Sensing face		LCP , green
Degree of protection		IP67

## Connection



## Connection Assignment



## Connection Assignment

Wire colors in accordance with EN 60947-5-2

1	BN	(brown)
3	BU	(blue)
4	BK	(black)

## Accessories

	<b>BF 8</b>	Mounting flange, 8 mm
	<b>V3-WM-2M-PUR</b>	Female cordset single-ended M8 angled A-coded, 3-pin, PUR cable grey

Release date: 2022-06-30 Date of issue: 2022-06-30 Filename: 250529\_eng.pdf

Refer to "General Notes Relating to Pepperl+Fuchs Product Information".